



VOICE OF UNIVERSAL EDUCATION SOCIETY

वाँइस ऑफ युनिवर्सल एजुकेशन सोसाइटी

# ANNUAL REPORT

Sylvie M. L. Legouteil

Indian Name : Urvashi

Philippe A. Negre

Indian Name : Ananda

[www.vouesudr.org](http://www.vouesudr.org)



unicef   
unite for children



2019



“ABHAIGADH” NEAR JUNA KOT - TINWARI - 342306 - RAJASTHAN - INDIA





**VOICE OF UNIVERSAL EDUCATION SOCIETY**

**वॉइस ऑफ युनिवर्सल एजुकेशन सोसाइटी**

**40, Bhattiyani Chohatta 313001 UDAIPUR Rajasthan India**

Number Of Registration रजि. 180

**www.vouesudr.org 98295-19878 / 80038-59894 / Info@vouesudr.org**



## **EDITORIAL**

Since more than two years you have begun an educational and pedagogical project through our NGO Voice Of Universal Education Society at Takshal International School at Tinwari in the Jodhpur district.

The need to stay in a sustainable way to develop new projects (WinS Program, Rurban, B.B.B.P., Swachh Bharat and others) in this sector justify the opening of an annexe of the NGO at Tinwari to avoid the lengthy and expensive travel each week knowing that you are Board Members of this school.

Thank you again for all the actions carried out in the field the last in the date of 26 January 2019 for the Children leaving in the slam where you offered many sweatshirts, always on your equity.

Voice Of Universal Education Society has evolved in 5 years. You showed a lot of initiative, courage and you know bring smiles to isolated children.

With new projects 2020, you will develop on Tinwari (Aquaponics, organic farm, trades of the Woodwork Center and Center bilingual English, French), we will be able to expand our activities in Rajasthan.

I wish you success in the Jodhpur district area.

Regards.

Mr Narendra KUMAR JOSHI

**Chairman**  
Voice of Universal Education  
Society, Udaipur (Raj.)

Narendra Kumar Joshi

## **. The Mission Of Voice Of Universal Education Society .**



Govt Pragya  
Chakshu Senior  
Secondary Blind  
School UDAIPUR.  
We offered a  
hundred meals in  
these blind  
children. A very  
strong moment in

Our mission is dedicated to the service of poor and disadvantaged children in our society and we are confident that we can do a long way.

Our NGO working for vulnerable children and we extend our ability to support these children in improving their lives. We visit orphanages and we provide food, support equipment and bring to the artistic activities to develop their mind thereby improving the conditions and quality of life in these structures, and on it is the excitement!

During these visits, we take the time to listen to them talk about their daily needs for a better life, better education and greater attention. Our NGO helps manage themselves through primary basic education, giving them ways to opening for artistic activities such as painting, modelling, the music, singing, learning of the languages English, French, computer, writing, woodcarving, cabinetmaking, joinery building, that can give them responsibilities and initiatives outlets.

We desire to develop manual dexterity in creating objects and encourage personal labour of children. We provide assistance material, educational, clothes and games for everyone, and if necessary the means more sophisticated for the community.

Education is vital for the economic, social and cultural development. Children should acquire basic knowledge by learning reading, writing, thanks to primary education that will enable them to develop their personalities and their identity as well as their physical and intellectual abilities.

Education goes through common principles for future generations and therefore preserves the values of a society. It improves the quality of life and provided to the disadvantaged a chance to emerge from poverty. It is an essential tool for all the population, a solid basis for a lifetime.

All children whether they are physically or mentally disabled or otherwise abandoned should have the same opportunity in education than any other. We focus all our efforts on this task because it is sharing mission that drives us.

Education is an essential element of the future of a child, a home for the children of the desert, the individual to go to school; sponsorship we help to change attitudes by bringing all our assistance necessary to develop them.

Our goal is to offer a school education, vocational training and greater self-confidence in young people and help them become stronger, more self-sufficient, supporting their needs as well as their families and communities.

We assist children in their duties by helping them improve their English, offering workshops on general knowledge, help the children in the hamlets with low access to water and hygiene to a chance to wash, to receive care and clothing and we have implemented a program on hygiene "WinS" Program.

We collect all of our talents, and it should be noted that we contribute also to the restoration and rehabilitation of local heritage, doors old, furniture, paintings Rajasthani or other.

Many children are waiting for sponsorship, we try to offer the tuition so that their future is best. Each sponsored child is supported regularly. This sustainable aid allows him to learn to read, write, count and be protected.

According to the program on the spot, there are three types of sponsorships or donations to help children:

- Nominative sponsorship for a child.
- Sponsorship of a group of children.
- Sponsorship of shares expanded to the community.

To grow a child must evolve into a strong and healthy environment. All the actions carried out and supported by Voice Of Universal Education Society are thus intended to improve the living conditions of the child and his classmates, his family, his community, through appropriate development programs.


Our children need to learn in good conditions wherever they may be.




## . OPENING THE TINWARI ANNEXE .

January 10, 2019, closure of the Udaipur annexe and January 11, 2019, installation in the new annexe 360 km away, in Tinwari near Jodhpur, also in Rajasthan. This annexe complements the foundation's headquarters in Maruwas near Udaipur and will allow us to expand our business.

The activities of the NGO Voice Of Universal Education Society will also continue for the remainder of our visas for this NGO.



# VOUESUDR.ORG





# TAKSHAL INTERNATIONAL SCHOOL – TINWARI



# . DONATION BY THE BARODA BANK 26/01/2019 .



## TRANSFERT TO THE NGO OFFICE

बैंक ऑफ़ बड़ौदा शाखा तिवरी की तरफ से सप्रेम भेट 26.01.2019





# . SONG AND POESY CLASS 1 TO 7 IN TAKSHAL SCHOOL .

## In class :

- First, we read the poesy, we mime it on the whiteboard.
- We write on the copy and draw the moral with decoration.



The children are proud and they sing and learn with joy. It's very different following the classes. There is 5 sort of poesy's class.

## 1) Alphabet and Counting



It is a well-known fact that the techniques of learning build the strongest foundations in a child's formative year.

Dancing, singing the alphabet, jumping fruits and talking animals, cavorting numbers, days of the week, the month of the year, zoo... makes learning an unforgettable experience for the child.



## 2) Moral Stories




Moral stories highlight various situations wherein relationships and issues dealing with moral conduct are brought to the fore. Moral principal governs our existence in society and seeks to bring about peaceful existence between people and nature. The central characters are to include man and animals.



## 3) Pre School

Curiosity, enjoyment, intrigue and discovery are my child's biggest assets.



## 4) Action Rhymes

All the rhymes can be learned easily.






## 5) Good Manners


They can make our child a darling of everyone's eyes and what else would be the easiest way to teach these manners to our children then.



## . CALLIGRAPHY CLASS .



Children learn how to decorate letters from the Middle Ages 12 ° to 14 ° century, Gothic writing, capital letters, and write their first names while decorating them.



## . DRAWING CLASS .




Children learn different techniques, mirroring, graphics, groups, marrying colours according to themes: modern, 3D, different styles: psychedelic, modern, old and mandalas. Learn to draw without models.



# . ENGLISH CLASS .

Learning English allows my students to open their minds and be more active in life. Useful to communicate; children will have better jobs; English is a strength and I teach them in steps, they help each other, work and speak, practice without being afraid of the judgment of others. They work in groups. The levels are progressive with general knowledge tests.



## ENGLISH CLASSES

BY SYLVIE M.L LEGOUTEIL

Experience of 30 years teaching  
in different countries.  
Experience of 4 years in India  
Teached more than 1000 students



**CLASSES MONDAY TO FRIDAY**  
*MAKE YOUR BRIGHT FUTURE  
IN TOURISM AND INTERNATIONAL BUSINESS*  
**VOICE OF UNIVERSAL EDUCATION SOCIETY  
13 JAGDISH CHOWK UDAIPUR (RAJ)**

Contact for more details



URVASHI 9829519878  
ANANDA 8003859894

## . MANUALS ACTIVITIES .

**Quilling:** Make coloured pictures using strips of coloured paper rolled up on a hook and arranged according to the pattern.



**Decoration:** paper or wood support use of pearls, seeds, glitters, shells, various materials and folding.

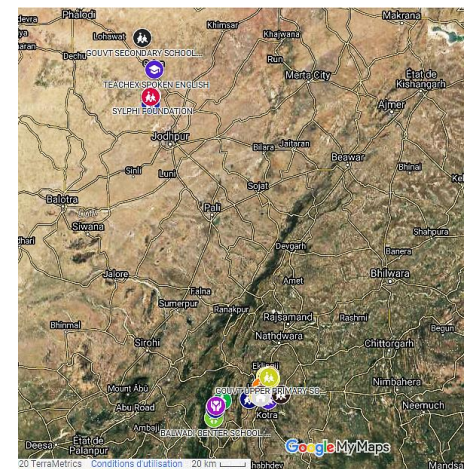


# . CREATION OF A VEGETABLE GARDEN, EXOTICS FRUITS GARDEN .

Planting of different varieties of European vegetables with the learning of transplanting and cutting. We will mix shapes and colours in the nursery and teach students to "LE JARDIN DES SAVEURS" to discover and manage the world's vegetable garden. Their work will be productive and everyone can taste the flavours from elsewhere. All these can be produced also in the AQUAPONIQUE farm of the Foundation. Plantation of a fruit garden including European berries and shrubs: currant, blackcurrant, raspberry, strawberry, blackberry, grape, colocynth.



## Our areas of actions in India, in Rajasthan, in the districts of Udaipur and Jodhpur.



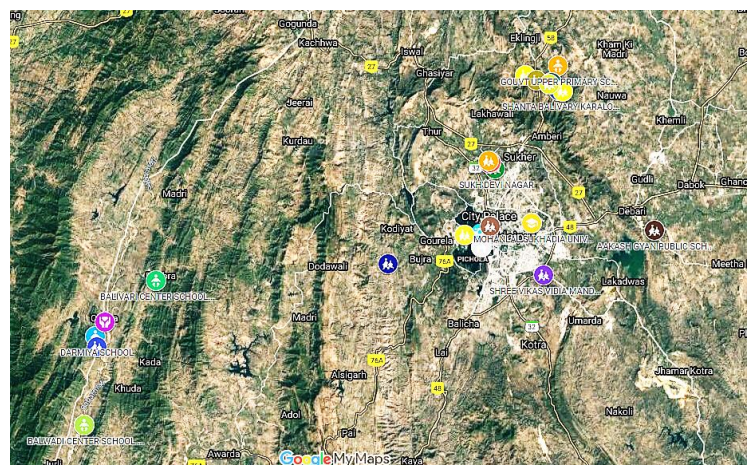
★ Our New Foundation

General situation map.

<https://drive.google.com/open?id=15C64Kp2VhifETEpQrsdFHcZCxOG3XwrJ&usp=sharing>



District of Jodhpur  
and Tehsil Osian



District of Udaipur and Tehsil Jhadol

# . ANNUAL FUNCTION IN TAKSHAL SCHOOL .


14 AVRIL 2019



What is a wonderful year, sharing joy, passion and emotions between the staff and developing our best wishes for our children in Takshal International School in Tinwari.



## . PROGRAM WinS (WASH in Schools) .



Learn how to strengthen the visual medium, paper and other accessories, by targeted examples specific to India and specifically in Rajasthan. Integrate the maximum pieces of information that can be used to supplement the subjects (ex: signals of danger on the packaging).

Refine the choice of videos of various media, synchronize them with the lessons of the program. Axe interactivity between program WinS, drawings, videos and educational support brought to each lesson.

Each month during the weekly visits in schools program will be treated as follows:

Week 1: The lesson during which the topic will be presented and developed in full.

Week 2: A drawing session based on the subject matter.

Week 3: A general discussion with practical examples, using educational materials, the a replay of videos, passages to the blackboard, or by small groups of work by dividing the class around the subject.

An overview of the topic will be made at the end of the meeting for review.

Week 4: Exam on the topic of the month, in two parts:

1 - Oral question for each changing the questions every time.

2 - In blackboard passage to explain by the individual drawing what was taught.

The presence of the teacher is essential in the class where students don't understand English.

Implement sustainable program WinS in the current schools and those to come on the school year.

Teaching good manners and hygienic basics to the new generation, make him aware of the real dangers to the poor conditions of hygiene or bad behaviour sometimes endangering the lives of others.

Pass the message to younger allow to disseminate within families and little by little throughout a community, settlement or village.

The year 2019, schools that we visited have all been favourable to the continuity of the current programme. In some classes, the school wished that the program is finished with the major classes before the holidays.

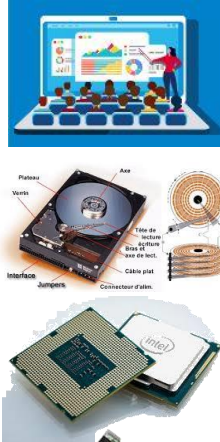
The pedagogical work, the tricks to wake students in the interventions, is a challenge facing at each change of class. All react in the same way to approach more or less difficult to treat subjects.

Visual and educational materials are necessary for the proper performance of the lessons. Too many reading without animation becomes boring and you quickly lose the attention of students.

The costs for this program are minimal because the support is the same every time. Educational tools, some are everyday objects often thrown in the trash at the normal time (example: toothbrush used, old water bottles or other jars in the earth, plugs, earth, chalk,...).



# . COMPUTER CLASS .



Hardware exam for the FA.1




# . COMPUTER LESSON .



Opening of an introductory class in the IT environment: Software and Hardware. What are a computer and multiple software used for occupation or leisure?



The goal is to introduce students to the basics of the main programs of office automation and design such as Paint, Word, Excel, Publisher, and Powerpoint.



In all schools where we have been for these courses, a review of this material will be made. Based on the results (older versions or obsolete equipment) we will come with our computers. We will put a minimum of 3 computers in place or will complete the number of computers already present on the spot.



## Program Paint

This program will be offered to students who have not based on computer science. It will allow them through the drawing to make the first approach to a computing environment, how to use the mouse, different menus, and create a first personal document.



## Program Word

After the opening of the program, students will be guided to open a new document in which they begin by writing a few words in English (full name, class, address, family,...). Then pagination with fonts of colours and different sizes.

The next step will be to insert a WordArt or pictures (clip art or picture), from the Gallery of pictures that we provide besides.



## Program Excel



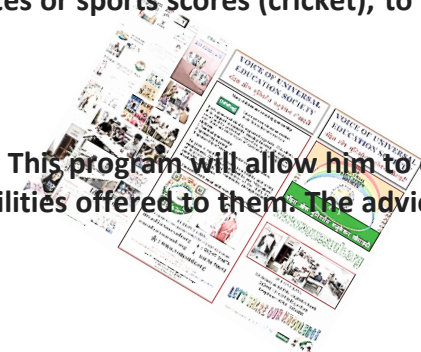
The first exercise will be to schedule the week of school in a table (days, lessons and time) and then will come the formatting with change font background colour of the frame with colours...

The next step will be setting up a table with figures such as notes or sports scores (cricket), to create graphics in various forms.



## Program Publisher

Freedom of choice will be left to the student to a personal grip. This program will allow him to create all kinds of documents, it will be able to see the various possibilities offered to them. The advice will be tailored to each case.



## Program Powerpoint

For the more seasoned the Powerpoint program will allow students to make more elaborate presentations and can them be used to prepare more complex presentations for a possible explanation on the topic to the class.

Each student will be followed and guided in a personal way on each case according to the software used in the lesson. At the end of each session, all students files will be saved for future use, on media removable and preserved by the Professor of the NGO.

## . CARPENTER CLASS AND WORK .



The carpentry class or workshop teaches the basics and techniques of carpentry work.

The Carpenter can have permanent work inside and outside the buildings. Whether to put a door, a window, a partition, shelves, benches, tables, beds, or any other furniture.

The craft can be learned on the job in 3 years or more if one adds the sculpture or woodturning, as I would teach in the future Wood Crafts Centre in Tinwari.



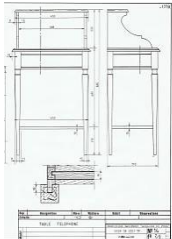


# . CARPENTRY CLASS .



Here are the different stages of the manufacture of furniture, example table or bench which are offered to the student in the class of learning with all the necessary tools.


## 1. Rule plan:



This operation is to draw to scale 1 (actual size) the furniture to achieve a class table. The map should appear all the sides of the furniture: front view, side view, seen from above to see all of the pieces composing the book with the assemblies and finished size parts. Once the plan is completed, it allows meeting all sides of the pieces to make the flow map, with the marks of the school.



## 2. Flowsheet:



This document brings together all the parts of a book with the flow ratings (cut before machining size), the sides finished (after processing), and information specific to each part of assemblies (mortise, tenon, groove, hardware...).


This spreadsheet allows to calculate the cubage of the individual parts, the material used (wood, plywood, chipboard, hardboard, laminate, glass,...), and to estimate the cost according to the use that they must do or the final price desired.



## 3. Tracing of wood:



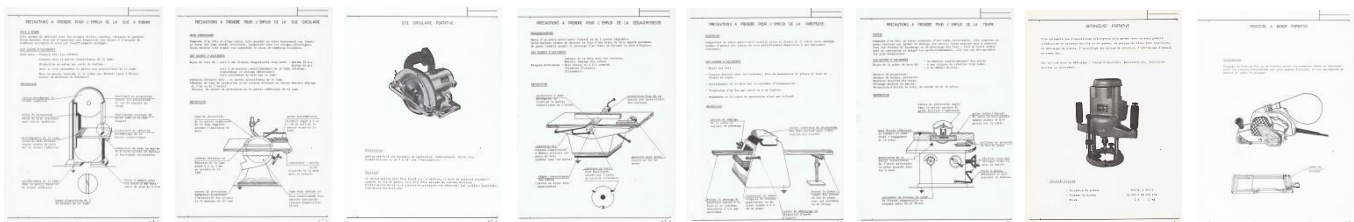
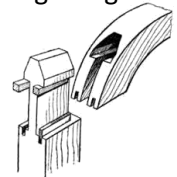

Using the flowsheet, all parts are drawn on planks of wood of different thicknesses depending on the sides. The sizes are increased by 1 Cm wide and 5-10 Cm in length. This allows getting rid of some defects like cracks or knots in the final cut.



## 4. Machining of wood:

First step cutting long pieces, then the widths. The next step is the establishment of the parts. This is to choose the most beautiful face of the part that will be visible on the finished piece of furniture outside.

This established face bears the name of siding and is identified by a particular symbol on the plane on the rule.




# . THE WOODEN TRADES CENTRE .

The current project with the help of the **SYLPHI FOUNDATION**, of which I am one of the founding members since September 2018, is above all to open a **TRAINING CENTRE FOR WOODWORK** in Tinwari with European techniques adapted to Indian styles.



In this centre the following subjects will be taught:

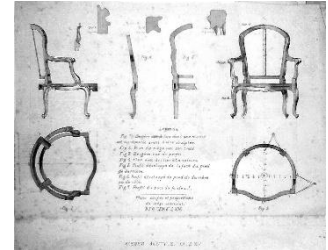
## THE CARPENTER BUILDING




## Technician Joiner Agenceur



## Carpenter seat



## THE CABINET



## Restorer of antique furniture



## Ornemanist Sculptor



## SCULPTURE ON WOOD

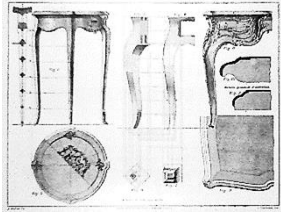
## Round bump




## WOODTURNING



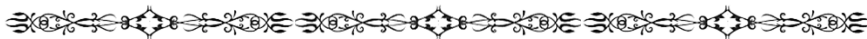
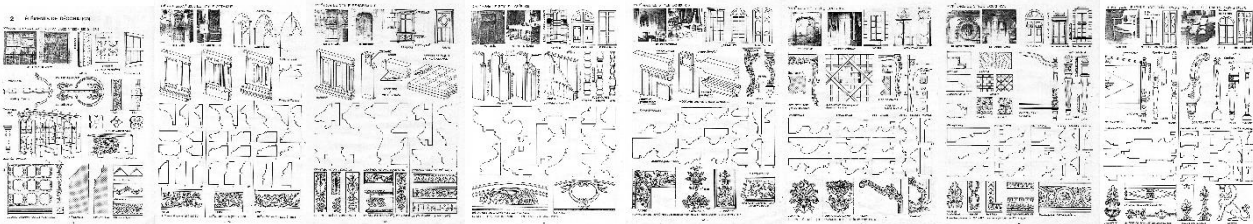
## TECHNICAL DRAWING



## ART DRAWING



## THE HISTORY OF ART



This training centre will allow me as a teacher trainer to share my knowledge with all those who would like to learn one of these trades of wood. Young people who wish to follow these technical studies of creative manual activities, coupled with theoretical courses will in future be able to transmit this know-how and thus remain established in the village.

I bring all my know-how, my pedagogy, the supports of technology to discover their talent, to select their professional orientation best adapted to their taste or personality. Develop their manual dexterity, perfect their appreciation and awareness in the material and the architectural environment in which they live.

Acquire the notion of the time needed to complete a job whatever it is. The workshops give meaning to the training by the actual application of courses in geometry, calculations, drawing, compliance instructions, ribs, the use of machine tools, power tools and hand tools that capture their attention.

The professional and personal follow-up of my apprentices is my priority. According to the number of young people I would receive in training, after the execution of basic exercises to test their capacity and their interest, I would direct them to three distinct activities to diversify their chances of insertion shortly and avoid the number of labourers in a single activity at the local level. Give them responsibilities, teach them to trust them ...



I have also received applications from trainees applying for internships under the patronage of UNESCO.

# . GOVT UPPER PRIMARY SCHOOL BEDON KA BERA (NOSAR) .



विदेशी एनजीओ ने किया विद्यालय का भ्रमण

नौसर @ पत्रिका. शिल्फी फाउंडेशन एनजीओ ने शनिवार को बेंदों का बेरा रामावि में विद्यार्थियों के साथ वार्तालाप की। फाउंडेशन के अनंदा व उर्वशी ने बताया कि वे ओसियां में 6 माह तक रुकेगे और यहाँ की दूरस्थ राजकीय विद्यालय का भ्रमण कर उन्हें आवश्यक संसाधन की मदद करेंगे। इस दौरान बच्चों ने विदेशी मेहमानों का पारंपरिक रूप से स्वागत किया। बच्चों ने देशभक्ति गीत सुनाए और सवालों के जवाब दिए। उल्लेखनीय है कि एनजीओ द्वारा राजस्थान के 35 विद्यालयों में अभियान चलाया जा रहा है। कार्यक्रम में बबलू ओझा सहित स्कूल स्टाफ मौजूद थे। निसं

# . AYURVEDIC CAMP IN TAKSHAL SCHOOL .

GSTIN : 08AJQP5902C220 **स्वास्थ्य प्रतिष्ठान (आई)** Regd. No. 26393  
**आयुर्वेद उपधनार्थी** **स्वरस्य जीवन धाम्नी**  
*Our Vision to Restore, Health & Happiness, using Natural Sources*  
**लाईफ केयर निःशुल्क परामर्श शिविर**  
 (निम्नलिखित शुल्क 10/-)  
 (एक घण्टे एक सत्र के लिये घण्टे सुबह, दोपहर, रात के समय में सत्र एवं परामर्श शुल्क नहीं लिया जाता।)  
 यह शिविर आयुर्वेद के विशेषज्ञ चिकित्सकों द्वारा आयोजित स्वास्थ्य व मनोस्य चिकित्सा के क्षेत्र में आयोजित किया जा रहा है।  
 शिविर सुविधाएँ : चिकित्सा जांच व परामर्श, खरब डेगार, बीएमआई, एसीएम, वजन, बीपीएम के मापन के लिये उपकरण, अल्ट्रा साउण्ड, डिपलॉय, जीन व एडिटेड फोटो।  
 विशेष : ★ अपने सम्पूर्ण स्वास्थ्य की निम्नलिखित आयुर्वेद चिकित्सा (आई) चिकित्सा द्वारा जांचिए एवं प्रयोग द्वारा आयुर्वेद प्रकृति का निर्धारण करें। प्रयोग द्वारा जांच शुल्क 100/-, समझे रहेंगे, जो केन्द्र में जांच के समय दर्ज होते। (किस भी बच्चे को निःशुल्क स्वस्थ जांच प्रदान किया जायेगा।)  
 ★ जांच के माध्यम से आपकी प्रकृति पर निर्भर है। जांच के लिये उम्र 10 वर्ष से अधिक होने की जांचिए (जांच केन्द्र के निम्नलिखित ही की जायेगी।)  
 ★ जांच के समय कसब आयुर्वेद जांच व दवाइयों की परीक्षा कराया जायेगा।  
 ★ इस शिविर में स्वस्थ व आयुर्वेदिक दवाइयों काजल से 10 प्रतिशत छूट में प्राप्त कर सकते है।  
 शिविर स्थान : शिविर स्थान : समय :  
 नाम : लड़के / लड़की का नाम :  
 मोबाइल नं. :  
 एड्रेस का नाम :  
 उपस्थित चिकित्सक : डॉक्टर का नाम व इलाका :  
 प्रेषित चिकित्सक : डॉक्टर का नाम व इलाका :  
 \*Non Medico Legal Purpose, यदि कोई व्यक्ति या व्यक्ति एवं संस्थान के साथ ही करेगा।  
**लाईफ केयर निःशुल्क परामर्श शिविर**  
**कृषि मण्डी चौराहा, मण्डोर रोड, जोधपुर**  
 Website : [www.lifecarehospitalgandhinagar.com](http://www.lifecarehospitalgandhinagar.com) • E-mail ID : [lqhpjodhpur@gmail.com](mailto:lqhpjodhpur@gmail.com)  
 Mobile : 9116118102, 8003647432



The 30<sup>th</sup> June 2019, we received the Life Square Hospital of Jodhpur in our school all day. Many people came to visit us to ask a check-up of their health.

After the exam, we have given much medicine and an analyse allopathic of their body has been done by the doctors. This day has been very positive.





## . TEACHEX INSTITUTE OSIAN .

**अंग्रेजी बोलना सीखे**  
अब छोड़िये ता है, ती है, ते है, रहा है, रही है  
**अब इंग्लिश को सीखिये**  
*English to English*

**TEACHEX**

Saddam Kalamkar  
(English Trainer)

यदि आप अंग्रेजी बोलने एवं सीखने के इच्छुक हैं  
और एक अच्छे संस्थान की तलाश में हैं तो स्वागत है  
आपका विद्यार्थियों के सर्वांगीण विकास हेतु  
समर्पित संस्थान TEACHEX में जहाँ  
आपको जानने एवं परखने की सुविधा दी जाती है

**FREE DEMO**

पता :- 10 दुकान, माताजी मन्दिर के पीछे, जोधपुर रोड़, ओसिया  
**CONTACT : 8769060999**

Printed by : LK PRINTERS @ 5661771771



We were invited to the TEACHEX Center in Osian, received by Mr Salamdar to discover the children of the English group in extra-class from 7 to 17 years old. They were attentive to new methods of learning by gesture and body movements. The method that gives them confidence and the role they play in their space and the space of others.

The group work was very fulfilled and we had the pleasure of coming back to this centre several times. To be followed, of course.

They managed to be more grouped in reciting verbs, by being better synchronized together. The conversations with the students became more flexible, we felt that there was a confidence that was building up.



## . JAGDAMBA VIDYA MANDIR BALARWA .



This first month has been a good test for this extra – class. We had 44 students every day in two groups. One in English, one in Computer. Children are very interesting because in English they learn new methods (how to speak English easily), playing group, working their memory. They are also interesting by the Computer class seeing and touching all the hardware material on the computer.

We are very happy to continue this extra-class in Jagdamba School to Balarwa village. By our success, some parents asked us authorization to admit their children from other schools to come and join us in this extra-class.





. REPUBLIC DAY 2020 .  
TAKSHAL INTERNATIONAL SCHOOL  
TINWARI





# VOICE OF UNIVERSAL EDUCATION SOCIETY

## वॉइस ऑफ युनिवर्सल एजुकेशन सोसाइटी

# ANNUAL REPORT

**Sylvie M. L. Legouteil**

Indian Name : Urvashi

**Philippe A. Negre**

Indian Name : Ananda

[www.vouesudr.org](http://www.vouesudr.org)



unicef   
unite for children



2019



“ABHAIGADH” NEAR JUNA KOT - TINWARI - 342306 – RAJASTHAN – INDIA